

# Dorchester International Brotherhood Camporee

Dibccamp@gmail.com

www.dibccamp.com

## 2024 Campers Handbook



32<sup>nd</sup> Dorchester International Brotherhood Camporee (DIBC)

Camp BEL, Dorchester, Ontario, Canada

May 10-12<sup>th</sup>, 2024



# CONTENTS

**Welcome from the Camp Chiefs.....3**

**DIBC Leadership Team .....4**

**Troop Registration .....5-6**

    Eligible Campers ..... 5

    To all U.S Participants ..... 6

    Passports ..... 6

**Before You Arrive Eligible Campers.....7-10**

    Registration ..... 7

    Computer Records ..... 7

    Screening and Training for Scouts Canada member Scouters ..... 7-8

    Medical Forms Instructions ..... 9-10

**Arrival.....11-14**

    Directions ..... 11

    Traffic Plan ..... 11-13

    On-Site ..... 13

    Dropping Youth Off ..... 14

    Parking ..... 14

    Unloading Instructions ..... 14

**Group Gear .....15-18**

    Tents ..... 15

    Shelters ..... 15

    Cooking ..... 15-16

    Cleaning ..... 16

    Food Storage ..... 16-17

    Safety ..... 17

    Decorating ..... 17

    Other ..... 18

**Emergency Service .....19-20**

    Emergency Plan ..... 19

Security .....	19
Please Read This Notice to Your Campers .....	19
Leave them at Home .....	19
Onsite Emergencies .....	20
Hospital Visits .....	20
Safety is Everyone’s Responsibility .....	20
Leaving the Property .....	20
<b>General .....</b>	<b>21-23</b>
Water Supply & Grey Water .....	21
Sanitation, Garbage .....	21
Lost and Found .....	21
Picnic Tables .....	21
Offsite Canoeing, Rod & Gun Club .....	21
Silk Screen Event .....	22
SPL & Patrol Leaders .....	22
Uniforms, Flags and Ceremonies .....	22
Campers with Special Needs .....	22
International Scouting Effort .....	23
Coming Early .....	23
Proper Clothing.....	23
Food Booth & Camp Store .....	23
<b>Departure .....</b>	<b>24</b>
Early Departure .....	24
Normal Departure .....	24
<b>Site Map .....</b>	<b>25</b>

# Welcome from the Camp Chiefs

*Dear Campers,*

*Please join us for the 32nd Annual*

*Dorchester International Brotherhood Camporee!*

Dorchester Scouting takes great pride in inviting all Scouts, Scouters, Guides, Pathfinders, & Guiders to the Dorchester International Brotherhood Camporee (DIBC). The 32<sup>nd</sup> DIBC will be held on **May 10-12<sup>th</sup>, 2024** and is located at Camp BEL in Dorchester, Ontario, Canada. DIBC is growing each year with approximately 3000 in attendance. Making DIBC the **LARGEST** annual scout aged camp in Canada.

DIBC is for Scout Age Youth (11-14 year of age) who are active members with Scouts Canada, Boy or Girl Scouts of America or Girl Guides of Canada. DIBC is also open to 3rd year Cub Scouts to introduce them to the Scouting Program. Cubs Scouts must come with their Troop. This year's theme for DIBC 2024 is "Dragons" so please remember to Dress-up yourselves and your campsite for the chance to **WIN AMAZING PRIZES!**

**Yours in Scouting,**

Michelle Sherman Co Camp Chief  
Joel Desrosiers – Co Camp Chief

# DIBC Leadership Team



**Michelle Sherman Co-Camp Chief**




**Joel Desrosiers Co-Camp Chief**



**Ron Patterson - Camp Ambassador/Mentor**



**Austin Pitman - Emergency Services Director**



**Jill Ormsbee - Operation Services Director**



**Lisa Burroughs-Walters - Program Director**



**Doug Henry - Communications Sub-Camp Director**



**Courtney Laird - Registration Director**



**Brenda Laird - Finance Director**



# Troop Registration Fees

2024 Registration fee: \$30.97 (+13% HST) = \$35.00 non-refundable group fee (must be paid by April 25, 2024) + \$33.63 (+13% HST) = \$38.00 per participant.

**2024 Crest: To be guaranteed a 2024 Crest, registration forms must be submitted no later than April 1, 2024.**

Please register early at our online website [dibccamp.com](http://dibccamp.com) as it helps us to set up in advance for accommodation locations for everyone. If your Troop chooses not to do early register for the Camporee, this will mean that you are not guaranteed a spot in your preferred subcamp as it is based on a first come first served basis and some Subcamps fill up quickly. Troops maybe moved at any time to another Subcamp to help balance Subcamps and for emergency reasons. American Scouters please **DO NOT** write "Canadian funds" on the front of the cheque. The banks just send them back to us and we must write or call you to get a replacement. Thank you in advance for your help.

## Pay Online or please makes cheques payable to "DIBC"

Mail to:

Dorchester International Brotherhood Camporee

224 Chittick Cres

Dorchester, Ontario N0L 1G3

### ELIGIBLE CAMPERS

Over the years, we have received a lot of calls asking if youth other than Scout/Pathfinder age youth can come. The following are eligible for Camp:

- **Canadian Scouting:** 3rd year Cubs who are going into Scouts in the fall of **2024**.
- **American Scouting:** Webelos and up to **17-year-olds in your troop**.
- **Canadian Guiding and American Girl Scouts:** Second year Guides who are going into their 3<sup>rd</sup> year in the fall of **2024** and Pathfinders.

## **TO ALL U.S. PARTICIPANTS**

DIBC has always tried to keep all advisors and youth informed of any concerns that come up for the Camporee. The provincial government has revamped the health care system in Ontario, due to this change we are letting all our American units know they must have out of country medical insurance for everyone in the unit. Please check with your local council office for the steps or procedures you must follow to ensure that proper insurance coverage is in place. Over the last few years, I've heard that your local council may carry an insurance policy with Mutual of Omaha or Blue Cross for this type of coverage. You should hand this in at registration. Please let us know if you have any questions.

## **PASSPORTS**

As of June 1<sup>st</sup> 2009, Land, and water ports of entry into the United States requires a passport. Please check with your council and see what they say on the procedure they want you to use.



# Before You Arrive

## **REGISTRATION**

all forms must be completed and submitted according to the directions on the DIBC website.

## **COMPUTER RECORDS**

For members of Scouts Canada, pertinent information (training, screening, emergency contact info, medical, etc.) recorded in MyScouts for Participants, Scouters and OOS will be utilized by DIBC staff. Ensure all information in MyScouts is accurate and up to date.

## **SCREENING and TRAINING for SCOUTS CANADA MEMBERS**

- Screening and training requirements are listed on the DIBC website (<https://www.dibccamp/registration.html>). All requirements must be complete before you arrive at camp.







### Camp Bel OOS Screening Policy



	Scouts Canada		Other WOSM or WAGGS Organizations		Non Member Not Staying Overnight	Non Member Staying Overnight
	Volunteer, Employee or Rover Scout	Youth Member (Not Rover Scout)	BSA Scouts	Girl Guides of Canada	Canadian Vendors, Adult Helpers Other 3rd Parties	Canadian Vendors, Adult Helpers Other 3rd Parties
Be listed as Active in Myscouts	Yes	Yes	No	No	No	No
Ensure Member in Good Standing	No	No	*International Event Verification or Current BSA Membership Card	**Safe Guide Acknowledgment or Member Zone Screen Print or IMIS check with GGC Provincial Assessor	No	No
Submit Clean Police Record Check (PRC) with Volunteer Sector Screening (VSS)	No	No	No	No	No	YES
Complete Safe Scouting for Parents	No	No	No	No	No	YES
Signed Hold Harmless	No	No	No	No	YES	YES
Code of Conduct (Age Appropriate)	No	YES	No	No	YES	YES
Letter of Reference from Scouter	No	YES	No	No	No	No
Complete Scouting Fundamentals Training includes Respect in Sport Training	No	YES	No	No	No	No
*2 Scouter rule applies at all times Presence explained to Youth Present	No	No	No	No	YES	YES
*** Medical Insurance	See Below	See Below	See Below	See Below	See Below	See Below
****Liability Insurance	Covered by Scouts Canada	Covered by Scouts Canada	Covered by Scouts Canada /BSA Agreement	Covered by Scouts Canada /GGC Agreement	Not Provided	Not Provided

**\*From the BSA Scouts Website :**  
 "When Scouts or Scout Units travel internationally specifically to participate in a Scouting Event The Host of their event may require participants to verify their Membership and Good Standing in BSA (International Event Verification) This can be obtained from the BSA International Department "

**\*\*Safe Guide Acknowledgment :**  
 A Guider submits their paper work for approval to GGC to attend an event. An Event Assessor checks their standing status against the GGC database. This verification checks their screening, PRC clearance and expiry, external qualifications with relevant expiry dates –( first aid, Paddle Canada/ORCKA, etc.). If cleared, the Guider asking for approval will receive an email (Safe Guide Acknowledgement ) confirming they are able to attend the activity/event

**\*\*\* Medical Insurance**  
 For Out of Country Attendees we strongly recommend Medical insurance that is valid in Canada For Out of Province Attendees we strongly recommend Out of Province Medical Insurance

**\*\*\*\*Liability Insurance**  
 Non-members and vendors are not covered for liability insurance. While having liability insurance is not a requirement, non-member attending DIBC may wish to purchase their own coverage.

## **MEDICAL FORM INSTRUCTIONS**

With the continuous advances in technology, the Medical Team and Camp Committee has decided to move the Medical Forms for DIBC to an online format. Attached to these instructions you will find the Camp Bel Medical Form. For ease we have made it so the file is fillable and can be fully completed electronically.

As in previous years, **the Medical Form MUST be completed by every camper including but not limited to Scouts, Leaders, as well as all Staff.**

### **For Parents/Guardians**

- Complete all areas of the Medical Form, If the section does not apply, please enter an appropriate response indicating that (i.e. N/A)
- Upon completing the Medical Form, please save the file as a pdf and set the name with the following format

- Group name\_Last\_First
- As an example, if the group is 1st Dorchester Troop and the youth's name is John Smith the corresponding file name would be  
**1stDorchesterTroop\_Smith\_John.pdf**

### **For Leaders/Scouters**

- Complete all areas of the Medical Form, If the section does not apply, please enter an appropriate response indicating that (i.e. N/A)
- GroupName\_Last\_First
- As an example, if the group is 1st Dorchester Troop and the youth's name is John Smith the corresponding file name would be  
**1stDorchesterTroop\_Smith\_John.pdf**

- Complete the Participants Attending sheet, listing all youth and leaders attending. Save the file as a pdf with the following naming format.

- **GroupName\_Participants\_List**

### **Uploading Medical Forms**

Once the forms are completed, please upload them to our Medical Forms folder using the Drop Box link below Drop Box Link:

<https://www.dropbox.com/request/pJ2OoMe1CFhFsML4qVsW>

Please follow the above instructions for completing and submitting the forms. The format has been specifically designed to aid the Medical Team in quickly accessing necessary Medical Forms in the event of a medical emergency. Failure to follow the provided instructions may cause delays in our team providing the best patient care possible. Please note that all information disclosed in the forms will be kept private and an individual's Medical Form will only be accessed in the event of a medical emergency involving the individual. Additionally, ALL medical forms will be deleted upon the completion of the camp.

If you have any questions, please contact a member of the Emergency Services Team @ [Emergency.Services.DIBC@gmail.com](mailto:Emergency.Services.DIBC@gmail.com) and one of the Coordinators will answer your questions regarding the Medical Forms as well as submitting them.

# Arrival

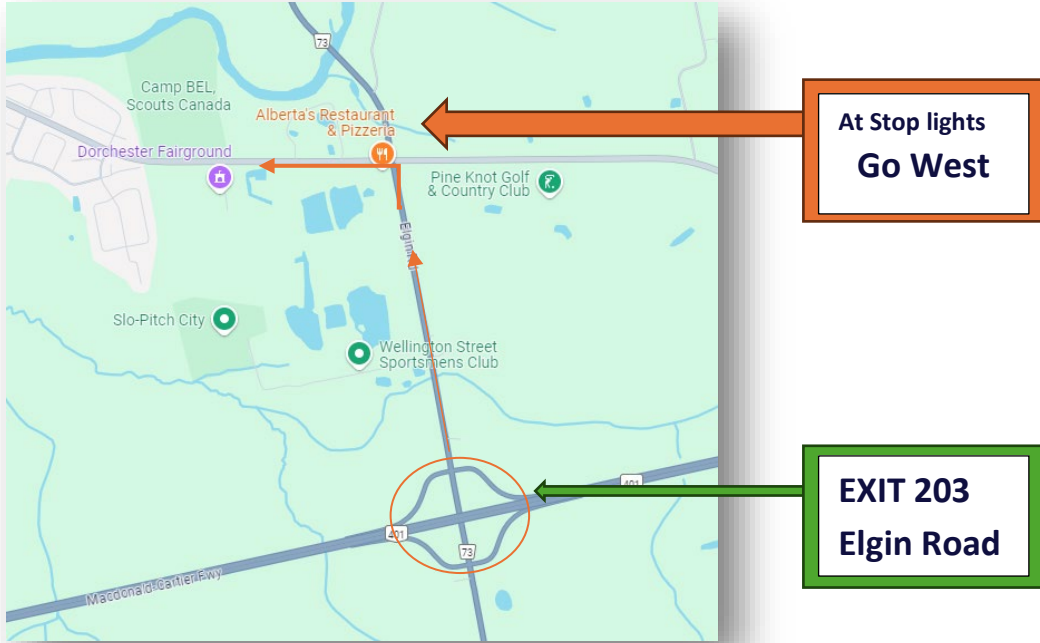
## DIRECTIONS

Camp Bel Location, 4926 Hamilton Road, RR#3 Dorchester, Ontario. 401 to 73 NORTH. 73 NORTH to 29. Turn left in about 1/2 mile.

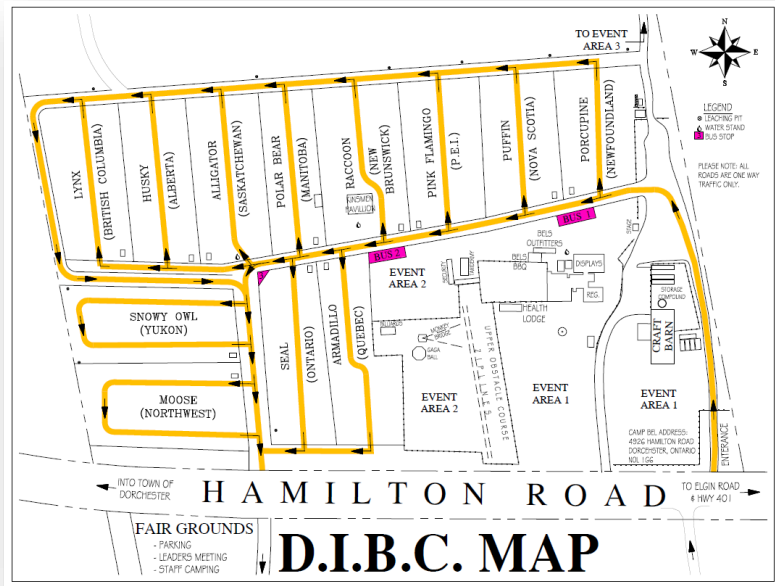


## TRAFFIC PLAN

At the request of the Ontario Provincial Police (OPP), that all our campers please exit the highway 401 at Exit 203, then head North on Elgin Road (hwy 73). Campers that are not travelling the hwy 401, please use Elgin Road (north of Hamilton Road) or Hamilton Road east of the camp (Please Avoid travel through the village of Dorchester). Once you come to the traffic lights at Hamilton Road and Elgin Road continue west on Hamilton Road, having campers come to camp from the same direction will hopefully help to avoid left hand turns into camp and help the flow of traffic. Then pull off to the right shoulder before turning into Camp.



Once In camp please follow the one-way traffic in camp on the map below. There will be multiple lanes set up on the campground to allow for more traffic into camp.





When exiting camp, if not staying vehicles will **only be allowed to turn right out of camp**. If you are staying the weekend (staff or participant) parking is on the fairgrounds, you will pull across the road into the back gate of the fairground, you will park and walk out the front gate of the fair grounds and walk across into camp through the middle gate at camp only.

**No vehicles will be allowed back across the road until Sunday Morning.**



## **ON-SITE**

If possible, leave early so that you arrive prior to 6 p.m. on Friday. Please have all registration and medical/fitness forms filled out prior to arrival. There is lots of parking at this camp, you may bring as many vehicles as you need, but please carpool when possible. Parking is located on the fair ground, on the other side of Hamilton Road. **No vehicles will be allowed on site during the camp.**

## DROPPING OFF YOUTH

Ensure that your adults who are dropping off youth know the following information upon arrival.

- 1) Name of your Group (i.e. 1<sup>st</sup> Dorchester or Troop 1300 Michigan)
- 2) Name of your Subcamp (i.e. Raccoon)
- 3) Name of the Contact Scouter or Leader in Charge (NOT Scouter Mike)

This will help reduce confusion at the gate upon arrival and make for a smoother entry onto site.

## PARKING

All cars will be parked in “DEAD PARKING” after you unload at your site. Please note that youth are not allowed in the “DEAD PARKING” area. **NO Troop Trailers on site PERIOD. No Exceptions.**

## UNLOADING INSTRUCTIONS

Equipment trailers are not allowed to stay on site, they will be parked across the road on the fairgrounds side. Upon arrival security will direct you to your Sub-camp or registration office. Sub-camp staff will give you instructions for unloading and setup. Please unload as quickly as possible then move your car to the parking area. This will allow other groups to unload their gear.



## TENTS

All participants will sleep in tents. Boys and Girls may not share the same tent, nor can adults and youth share a tent. For Scouts, subtract one from the tent capacity when planning. If you have a 4-person tent, expect 3 scouts to share it. That gives adequate room for gear, while still being considerate of your overall campsite size. Ground sheets protect the tent floor from damage and can help keep it clean and dry as well. Big high tents are not your friend at Camp BEL. The field is mostly open with little or no windbreak. Shorter tents, properly set up using the included guy ropes, work best. **Please delineate Scouters/Leaders tents from youth tents, for in case of a nighttime emergencies.**

## SHELTERS

An important component for cooking, cleaning, and eating. It provides shade as well as refuge from rain and wind. Plan on about 9 sq feet of space per person. So, a 10x10 easy up shelter would be adequate for up to 11 or even 12 people with bag chairs. If you are lucky enough to have your own picnic or other tables, then you might need more space. Most average size groups can easily make do with one 10x20 garage style shelter for up to 15 scouts plus Scouters. Again, be conscious of your overall campsite size. We have limited areas for camping, and many groups to fit into those areas. **Camp BEL requires that each shelter be securely staked down using dog screw type anchors and rope or straps for each leg.**

## COOKING

Each Troop is expected to cook all their own meals. Since there are **no open fires, ground fires or charcoal pits allowed** in group campsites, cooking is done using controlled flame heat, typically propane or white gas. Because of the time of year – spring, propane is by far the most popular and easiest to use. Naptha gas is better in cold weather applications, but requires more care when handling, storing, and refuelling. Groups of 15 Scouts plus Scouters can make amazing meals using only 2 – 2 burner propane stoves. Some groups prefer the large free standing 3 burner stove (they sell full size griddles for them, making bacon and eggs, pancakes

and sausage, grilled cheese, or hamburgers super easy). Many groups also bring along a camp oven, propane BBQ, and/or coffee maker. Most groups also have a tote full of cooking equipment – pots, pans, bowls, lids, plus utensils – flippers, tongs, ladles, serving spoons, bread knife, etc. Include at least one large pot and lid to use for warming dish water with. Once you know your menu, then you can confirm your cooking needs. Maybe you'll need to add a cheese grater, measuring cup, or whisk? **Each group must provide a minimum 5-pound ABC fire extinguisher and have it located near the cooking area, in plain sight.**

### **CLEANING**

There are 2 main considerations for cleaning: People, and Dishes. You will need a hand wash station, and a separate dish wash station. Hand sanitizer is great as a preparation for food handling, but it doesn't remove dirt and grime from hands that have been crawling on the ground through the obstacle course. A hand wash station can be as simple as one 15 litre plastic tub half full of water, and a bottle of hand soap. Camp BEL also provides hand wash stations at the washrooms. **A proper dish wash station includes 3 dishpans plus a drying area/rack.** The first dishpan has warm/hot water with dish soap, the middle dishpan has warm clean rinse water, and the 3<sup>rd</sup> dishpan has a capful of bleach mixed in with 5 or more litres of warm water. Dishpans are typically 18-20 litres, and most groups have a stacking set of 3 or 4. In addition to dish soap and bleach, you'll want dishcloths, scrubbies, maybe rubber gloves, and possibly dishtowels. Some groups have mesh bags for each person's mess kit, and they hang from the shelter to allow drip drying.

### **FOOD STORAGE**

There is lots of information on reputable websites including scouts.ca about how to adequately protect meats and other refrigerated foods. Obviously, you will need coolers and other large containers with lids to bring all your food in. DIBC does NOT allow gear trailers onsite, which makes food storage somewhat more challenging, vehicles and trailers are park across the street at the fair grounds. Anytime food is left outdoors, our animal kingdom friends and neighbours

take notice, and will help themselves if you don't have a strategy to keep them out. Coolers with a closing mechanism are good, as are totes with closers. Overnight make sure food is properly stored with secured lid coolers and totes, and stack totes to make it even harder for racoons and other woodland creatures to get in. Nightly, make sure garbage is removed from site and placed in the dumpster near the main stage. Make use of freezer packs or repurpose 2 litre pop bottles or other plastic jugs by filling them with water and freezing them for use in your coolers. That way even when they do melt, your cooler stays relatively dry. Cheese slices and bologna do not like swimming in the bottom of a cooler, and you won't like them either if they do so. **The bottom line is all your food and food waste should be in either a cooler or a tote/container with a lid that can be secured.** Put a label on the lid with the contents of each to make it easy to find what you want.

### **SAFETY**

Remember, all your large shelters need to be secured using dog screws and straps or ropes. You must have at least a 5-pound ABC fire extinguisher. A First Aid kit should also be available and stored in plain sight.

### **DECORATING**

We encourage your group to **embrace your sub-camp identity, and the Camp Theme.** Each sub-camp has an easy to figure out animal identity, and each year the camp chooses a theme as well. Lots of groups have stuffed animals they bring that represent their sub-camp, and lots of groups also dress themselves in sub-camp or theme related attire for opening. In most cases it is worn over the uniform. (maybe a hat, or pull over shirt with a picture on it?) Decorating your campsite to theme is also fun and can make for a good project at a meeting or two in April and May.



## OTHER

Typically, groups use 5-gallon plastic water jugs, and most groups have 3-4 of them at least. Bring a wagon or cart can make transporting gear and water back to your campsite easier but not required. Cooler jugs are also handy if you plan to make juice. Camp Bel does not provide tables, so you need to decide if you want tables for eating at, as well as tables or stands to use for cooking and cleaning stations. Most groups have plastic 5' folding tables, and some groups have folding or easy assemble picnic tables. Most groups bring bag chairs for everyone. Your Scout flag can be strapped to a shelter pole or secured in a flagpole holder. Garbage needs to be collected and managed as per food handling above in a container that can be secured shut. Some groups use pails with lids, others have full sized plastic garbage cans with lids. A garbage bag is obviously a good start, but Rocky Racoon can and will defeat that container in seconds, leaving a trail of disaster for someone to clean up in the morning.



## EMERGENCE PLAN

Program list is in the Emergency Plan. The program list's all possible program options that could be at DIBC at any given year. For more information, the Emergency Plan is located on our website.

## SECURITY

Lights out/quiet time is 11:00 p.m. Please respect the right of your neighbors to attempt to get some sleep. Tent raiding or destroying property will result in immediate removal from camp. Please note: Please slow down as you drive through the camp, **SPEED LIMIT IS 5MPH/10KM.**

## PLEASE READ THIS NOTICE TO YOUR CAMPERS

The Emergency Service crew is all Scouting/Guiding volunteers. They are not at camp to give you a hard time but rather to help us ensure that you will have a safe and happy time. Please be respectful and courteous to all Offer of Service (staff) at camp, they are volunteers and without these volunteers we wouldn't have this amazing event. Destruction of an event area setup will not be tolerated. The river is out of bounds except during events on Friday and Saturday.

## WEAPONS, RADIOS (especially FRS type Radios), DRUGS, ALCOHOL, FIREWORKS, AC/DC TV'S, PETS AND SMALL CHILDREN...

Leave them at home!!! Anyone found with weapons, non-prescription drugs or alcohol will be turned over to the Police. Youth are not allowed to have cigarettes on site as Canadian Law prohibits the sale of tobacco to minors. The Staff will be using FRS Radios for communication, so please leave yours at home. **Smoking Area for adults is off the property along the Hamilton Road. Please make sure you are not smoking around youth.**

## **ONSITE EMERGENCIES**

If you have an emergency or an injury, regardless of how small, must be reported to the Emergency Services Team. Even if the injury was treated at your own site by your own Scouter/Leader or at one of our offsite events. We need to track all incidents at DIBC.

## **HOSPITAL VISITS**

We ask, anyone that is sent off site to a local hospital, on returning to camp needs to check back into the First Aid Building to ensure that all documentation is properly recorded for Scouts Canada National.

## **SAFETY IS EVERYONES RESPOSIBILITY**

As a Scouter or an Adult Leader attending DIBC, it is everyone's responsibility to practice safe scouting. If you see an unsafe event or action, please stop this action immediately. Then report the incident to the Onsite Emergency Service Team and they will address the situation.

## **LEAVING THE PROPERTY**

Leaving and returning to the property during DIBC. Please check-in with the Emergency Service Team before leaving and after returning to the property. This is so we have an attendance of who is present onsite incase of an emergency.



## WATER SUPPLY & GREY WATER

There must not be ANY washing done at the water stations. We have town water at this camp but please practice water conservation. Gray water must be dumped into leaching pits at back of sites as per subcamp chief instructions.

## SANITATION, GARBAGE

There will be Port-a-johns on site. Please use them for the purpose that they were designed, not as a garbage disposal. Please leave the Special Needs Port- a- Johns available for those who need them. We will also have leader and female only toilets available as posted. Anyone caught misusing the facilities will have the joyful pleasure of cleaning them. Please put the garbage in the bins provided after each meal. The raccoons are on a diet and do not have much willpower so let's help them out end not tempt them - they will be watching...**Garbage Dumpster is located near the parking lot by the Main Stage.**

## LOST AND FOUND

There will be a lost and found box located at the registration building. If you've either lost or found something, please check in with registration and we will assist you the best we can.

## PICNIC TABLES

Picnic tables for campers will not be provided. Make sure you bring your own collapsible table thanks.

## OFFSITE CANOEING-ROD AND GUN CLUB EVENTS

Youth want the offsite events to be worth more on the event cards. To this request we will make all offsite events worth ten points on the event cards. This year we will have two busses to reduce the wait time for the youth.

### **SILK SCREEN EVENT**

We will run silk screening again this year where the youth could bring a shirt or purchase one of ours and screen their sub-camp on it. We will also have head bands again this year. We will have a supply of previous years t-shirts for sale at a reasonable price.

### **SPL AND PATROL LEADERS**

It appears that the senior youth are not getting enough information the day of the camp. To that note the leaders who come to register camp day are requested to bring a SPL or patrol leader with them.

### **UNIFORMS, FLAGS AND CEREMONIES**

Please send only Scouting flags to the opening. The whole camp will assemble at 8:30 a.m. for a 9:00 a.m. opening. Please either come to opening in uniform or in your sub-camp or camp theme costumes. We love spirit!

### **CAMPERS WITH SPECIAL NEEDS**

It is our intent to open this Camporee to **ALL the youth in Scouting and Guiding**. If you have special needs for any of your youth, please tell us your needs. We do have wheelchair accessible toilets on site. We are also willing to do whatever you need to allow the physically and mentally challenged youth in your unit to come. We would appreciate a call as soon as possible ahead of time to meet your needs. We are hoping to get the golf carts again this year to transport special needs youth around the camp. This worked well in past years.



## **INTERNATIONAL SCOUTING EFFORTS**

Skip Locke has agreed to attend DIBC-32. His main duties will be focusing on the international efforts we have made in the past with auctions with the proceeds going to worthwhile world scouting projects.

If you have any items, you wish to donate to the silent auction please forward any inquiries to:

Skip Locke  
84 Maplestone Ave  
Sarnia ON N7S 4X2  
Canada  
PHONE 1-591-339-6085

## **COMING EARLY**

For troops and units that have a long distance to travel you can come on Thursday and stay till Monday morning if you wish.

## **PROPER CLOTHING**

All Campers and Offer of Service must wear sleeved shirts, no spaghetti straps, tank tops, or muscle shirts. All Campers must wear appropriate clothing for the weather, failure to do so, campers will be asked to go back to their site to dress appropriately.

## **BEL's BACKYARD BBQ (food booth) & BEL's OUTFITTERS (camp store)**

BEL's Backyard BBQ for lunch, dinner, and everything in between, camping made easy! BEL's Outfitters, Camp BEL and DIBC premium camping store for all your merchandise needs! Pre-order at <https://sc-bels-outfitters.square.site/>. Check online camp schedule for hours of operation. Any leftover camp crests from registration will be able to be purchased at the camp store on Saturday afternoon of camp.

# Departure

## EARLY DEPARTURE

If you need to leave early on Sunday Morning, you will need to make prearrangements with the Emergency Services and your Subcamp before Saturday 5:00pm. If departing early on Sunday, group must be off their site and leaving camp no later than 8:00am, for safety reasons during closing ceremonies vehicles are not allowed to be moving around the property. Only a limited number of vehicles will be allowed onsite for early departure.

## NORMAL DEPARTURE

1. Teardown group site to a level acceptable for site inspections by your subcamp. We recommend that your groups dining tent remains up for youth to shelter in inclement weather situations.
2. During closing all teardown of group sites will cease, and groups are expected to go to the Closing Ceremonies.
3. There will be no group vehicles allowed to be moving around the property before and during Closing Ceremonies.
4. When the site inspection has been completed by your subcamp staff and everything is in order, the subcamp will issues loading passes for your vehicles to come on site from the fairground's parking lot after the Closing Ceremonies have finished.
5. You will not be able to get your vehicles until you receive your loading passes from your subcamp.
6. All vehicles must leave through the back gate (one-way through the camp). See Site Map on Page 23.

# Site Map

